



**MAG DESIGNS**  
 152524  
 FISHKILL, N.Y.  
 P: (845) 463-5881 F: (845) 463-5889



**SITE CIVIL ENGINEER**



**BERGER ENGINEERING AND SURVEYING PLLC**  
 100 PLATT AVENUE, SUITE 100  
 FISHKILL, NY 12524  
 (845) 471-1383  
 bergerengineering.com  
 BERGER ENGINEERING AND SURVEYING PLLC IS AN EQUAL OPPORTUNITY AND AFFIRMATIVE ACTION EMPLOYER. WE DO NOT DISCRIMINATE ON THE BASIS OF RACE, GENDER, RELIGION, NATIONAL ORIGIN, ANCESTRY, AGE, SEX, SEXUAL ORIENTATION, OR MARITAL STATUS.

**SURVEOR**  
**CARVEY RINNEYVAULT**  
 LAND SURVEYOR  
 6 MAN STREET  
 HYDE PARK, NY 12538  
 845-234-4225  
 carveyr@carvey.com

**SITE PLAN – LANDSCAPE PLAN**

**Hudson Valley Hospice House**  
 542 Violet Avenue (NYS 9G) Hyde Park, New York  
 Tax Parcels: 133200-6163-02-570735  
 Owner / Applicant  
**Hudson Valley Hospice, Inc**  
 374 Violet Avenue, Poughkeepsie, NY 12601

**REVISIONS**

NO.	DATE	DESCRIPTION
1	01/24/20	PER TOWN COMMENTS 1/15/20
2	02/10/20	PER TOWN COMMENTS 01/24/20
3	02/10/20	PER TOWN COMMENTS 02/10/20
4	02/10/20	PER TOWN COMMENTS 02/10/20
5	02/10/20	PER TOWN COMMENTS 02/10/20

**COPYRIGHT:**

Copyright © 2020 by Robert J. Berger, P.E. All rights reserved. No part of this document may be reproduced, stored in a retrieval system, or transmitted, in any form or by any means, electronic, mechanical, photocopying, recording, or by any information storage and retrieval system, without the prior written permission of the author.

**FILE:** D:\04\20\20 Lab HVH01  
**Scale:** 1" = 30'-0"

**SP-04**

**PLANT LEGEND:**

SYMBOL	COMMON NAME	LATIN NAME	PLANTING SIZE	MATURE SIZE	NO. OF PROPOSED
A11	RED CEDAR	JUNIPERUS VIRGINIANA	4' HEIGHT	40'-60' HEIGHT	15
A12	DOGWOOD	CORNUS DOGWOOD	1-2' CAL.	15'-25' HEIGHT	12
A13	BOXWOOD	BUXUS SEMPERVIRENS	1-2' CAL.	2'-4' HEIGHT	35
A14	EASTERN WHITE PINE	PINUS STROBUS	3' HEIGHT	50'-80' HEIGHT	3
A15	LLAC	SYRINGA RETICULATA	4' HEIGHT	20'-40' HEIGHT	4
A16	RED MAPLE	ACER RUBRUM	1.5-2' CAL.	10'-13' HEIGHT	18
A17	OCTOBER GLORY	CARYA OVATA	1.5-2' CAL.	40'-50' HEIGHT	9
A18	SHAGBARK HICKORY	CARYA ALBICA	1.5-2' CAL.	60'-80' HEIGHT	4
A19	SERVICEBERRY	AMELANCHIER	1-2' CAL.	20'-25' HEIGHT	5
(D)	STONY MANHOLE				

**SITE LEGEND:**

6" HIGH PVC BENTONITE  
 GROUND WATER TABLE  
 GROUND WATER TABLE  
 BUILDING WALL, FENCE OR  
 DRIVEWAY WALL, ETC.  
 SEE THE PLAN FOR COLOR  
 INDICATES DRAIN  
 INDICATES DRAIN  
 INDICATES DRAIN

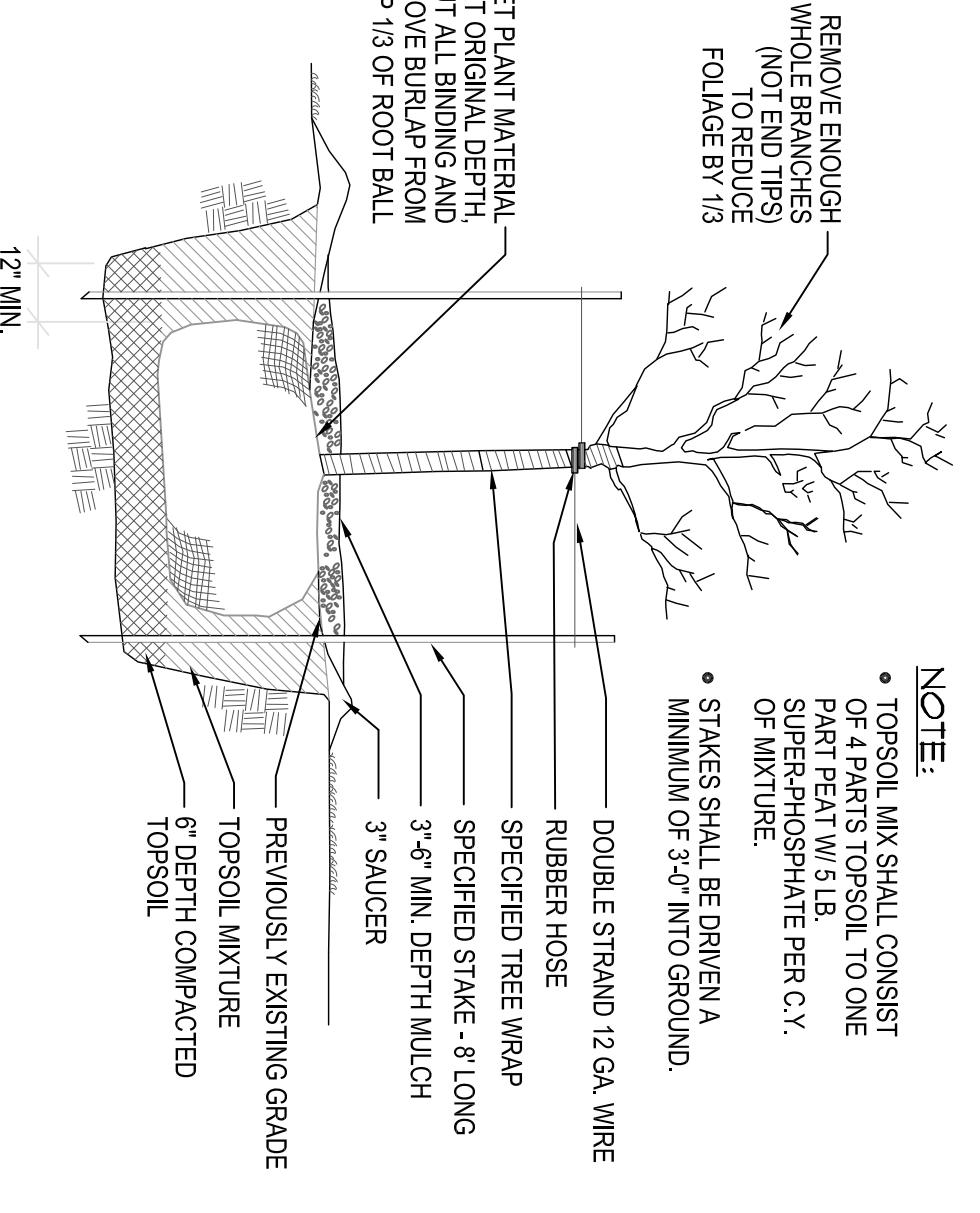
**NOTES:**

1. ALL PLANTING SHALL BE INSTALLED IN ACCORDANCE WITH THE NEW YORK STATE LANDSCAPE MATERIALS SPECIFICATIONS.

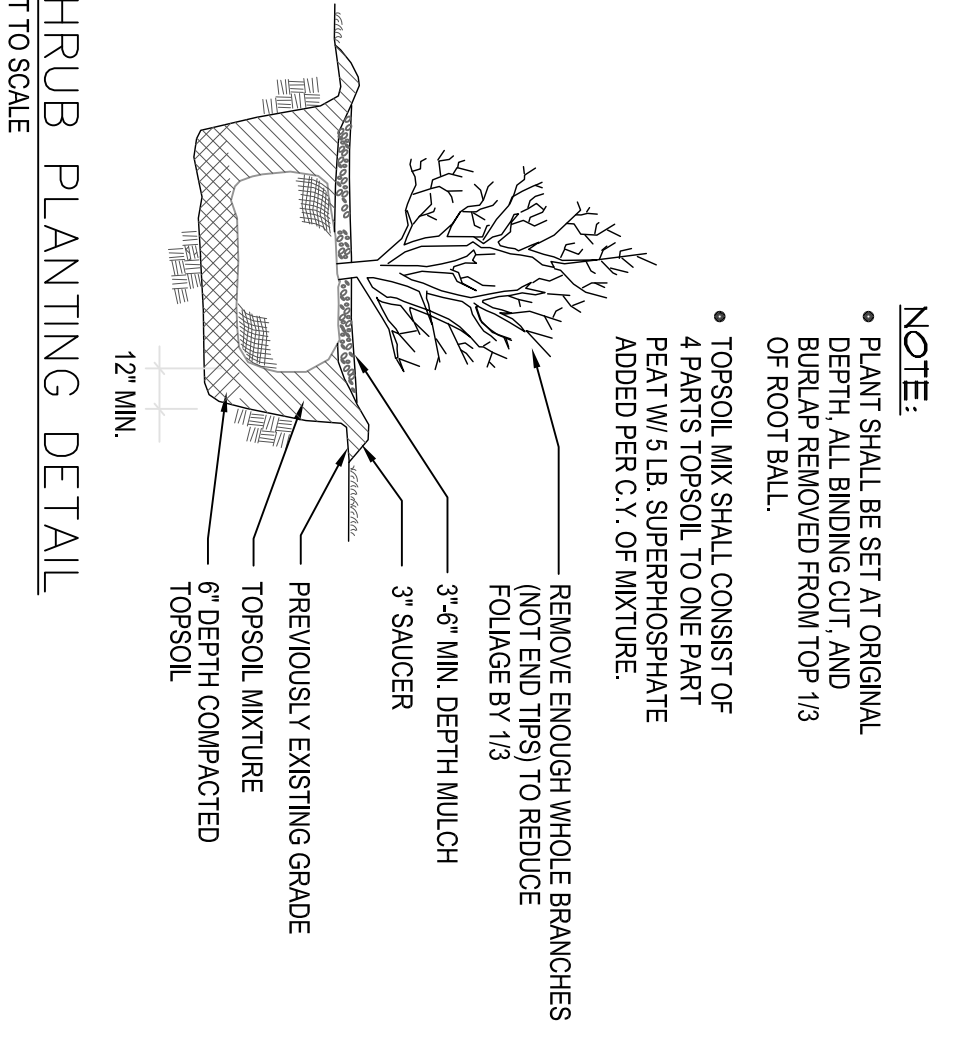
2. ALL PLANTING SHALL BE INSTALLED IN ACCORDANCE WITH THE NEW YORK STATE LANDSCAPE MATERIALS SPECIFICATIONS.



**1** LANDSCAPE PLAN  
 SCALE: 1" = 30'

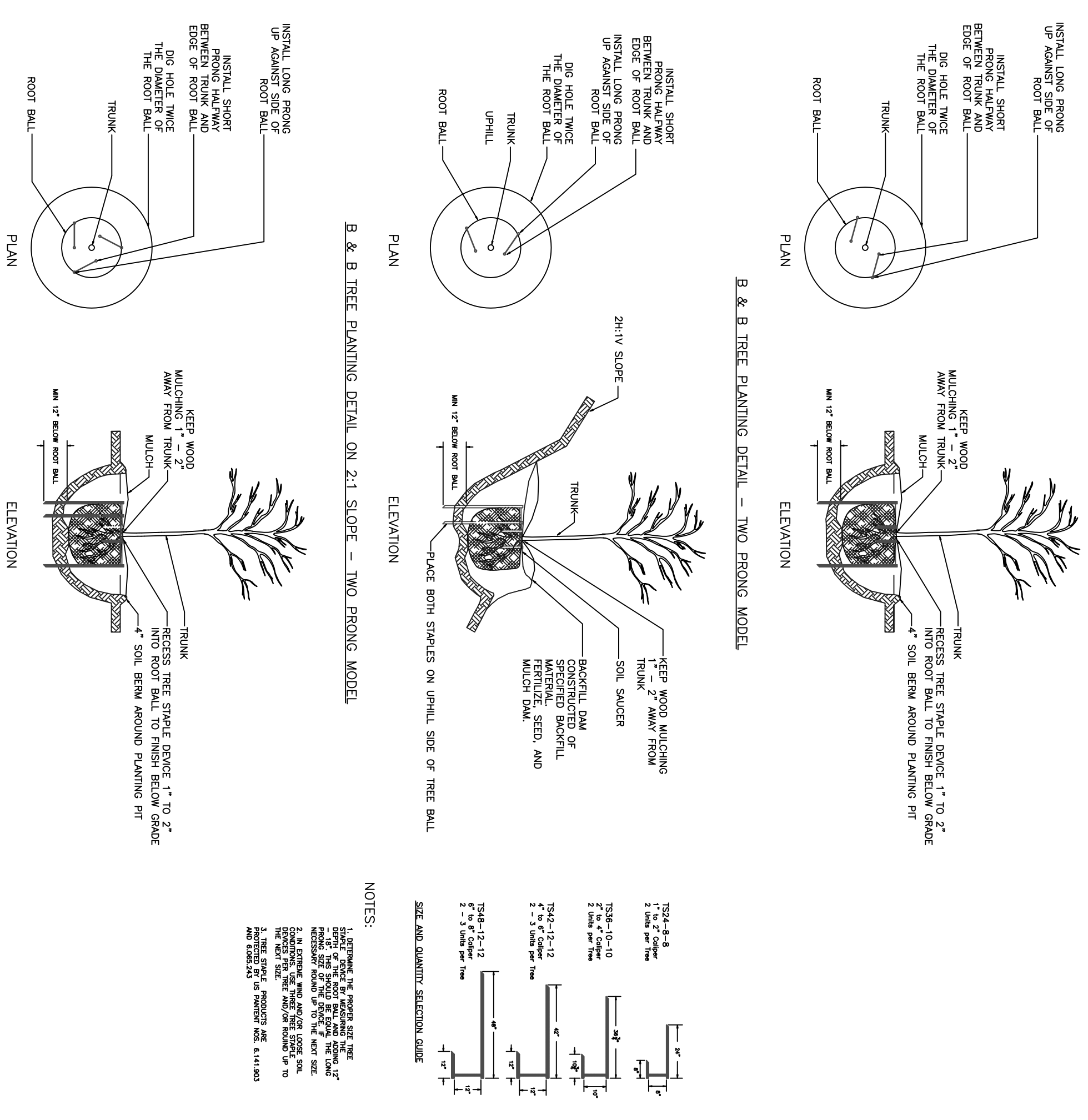


**3** TREE PLANTING DETAIL  
 SCALE: N.T.S.



**4** SHRUB PLANTING DETAIL  
 SCALE: N.T.S.

**2** B & B TREE PLANTING DETAIL – THREE PRONG MODEL  
 SCALE: N.T.S.



LANDSCAPING TO BE MAINTAINED FOR THE LIFE OF THIS DEVELOPMENT.  
 REPLACE DEAD, DYING OR DISEASED PLANTS AS NECESSARY.